


1

This record displays the rolled-up reports with average scores of every session in the county. This provides an easy way to view the data of all sessions, as well as which sessions still need to be assessed or are due to be reassessed.



All ERS Assessments

[Home](#) /
 [Maple County](#) /
 All ERS Assessments

County Menu

- Maple County
- Dashboard (Beta)
- Families and Parents
- Agency Management
- Home Visits
- Staff
- Coaching
- Training
- Rating & Assessments**
 - Site Rating Management
 - ERS & CLASS Management
 - All CLASS Assessments
 - All ERS Assessments**
 - CLASS Notes
 - ERS Notes
- Reporting
- Stipends
- Finance
- Settings

ERS Trends

ECERS-R

ITERS-R

FCCERS-R

SACERS-U

Filters

Edit Filters

Showing 1 to 22 of 22 entries

Show 25 entries

Filters

Excel

	Assessment Type	Agency	Site	Session	Assessor	Lead Teacher during Assessment	Date	Average	I	II	III	IV	V	VI	VII
View	Non-Certified	Applebank USD	Allen State Elementary	Bears		Ethan Abbott	11/6/2019	6.02	6.00	5.33	6.00	5.80	6.20	6.50	6.66
View	Certified	Applebank USD	Allen State Elementary	Bears	Kelly Williams	Elena Wester	7/25/2018	3.83	3.37	4.00	3.50	3.90	2.60	4.75	4.83
View	Certified	Applebank USD	Allen State Elementary	Hedgehogs PM	Jimmy Salas	Tess Rosales	7/26/2018	6.44	7.00	7.00	7.00	7.00	4.60	5.50	6.00
View	Certified	Applebank USD	Central State Preschool	Kangaroos AM	Elena Costa	Wilburn O'Reilly	8/2/2018	5.23	5.50	5.50	4.00	5.70	4.60	5.50	5.00
View	Certified	Applebank USD	Central State Preschool	Kangaroos PM	Elena Costa	Wilburn O'Reilly	8/2/2018	0.00	0.00	0.00	0.00	0.00	0.00	0.00	0.00
View	Certified	Applebank USD	Forrest Avenue Head Start	Bob Cats PM	Kelly Williams	Regina Lorenzo	7/25/2018	4.85	4.62	3.66	5.25	4.40	5.60	5.66	5.83
View	Certified	Applebank USD	Lewis State Preschool	Penguins AM	Kelly Williams	Jodie Thompson	8/2/2018	5.76	5.12	5.16	5.50	5.50	7.00	6.00	6.66
View	Certified	Applebank USD	Lewis State	Penguins PM	Kelly Williams	Jodie Thompson	8/3/2018	5.21	3.87	5.20	5.25	4.80	6.40	5.00	6.83

2

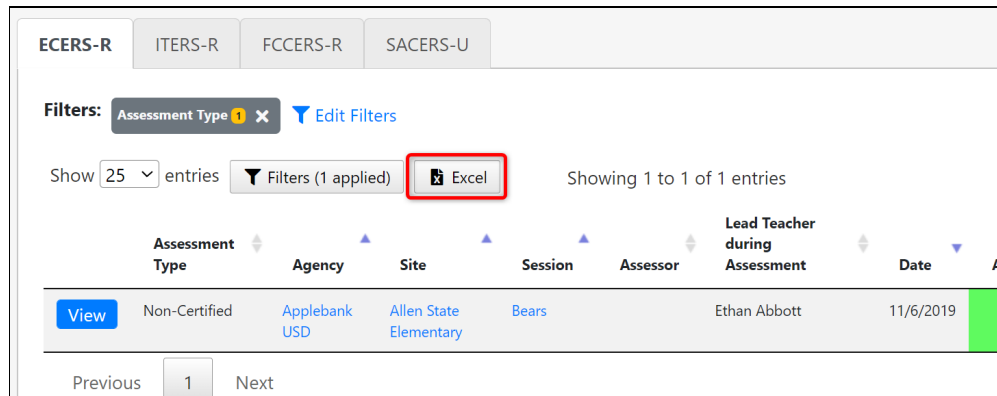
Each tab includes a filter tool to help you customize your search within the grid. First click on the “Filters” button, and from within the filters modal select the filter types you would like, such as ‘Non-Certified’ for “Assessment Type.” Then click “Apply filters.”




Assessment Type	Agency	Site	Session	Assessor	Lead Teacher during Assessment	Date
Non-Certified	Applebank USD	Allen State Elementary	Bears	Ethan Abbott		11/6/2

3

An excel download is available for each tab as well. Simply click on the “Excel” button at the top of each assessment tab to download the file. Note that the excel will honor any filters you have applied to the grid. In the example below the ‘Non-Certified’ filter is applied, therefore the excel will only download any Non-Certified assessments for that ERS type.

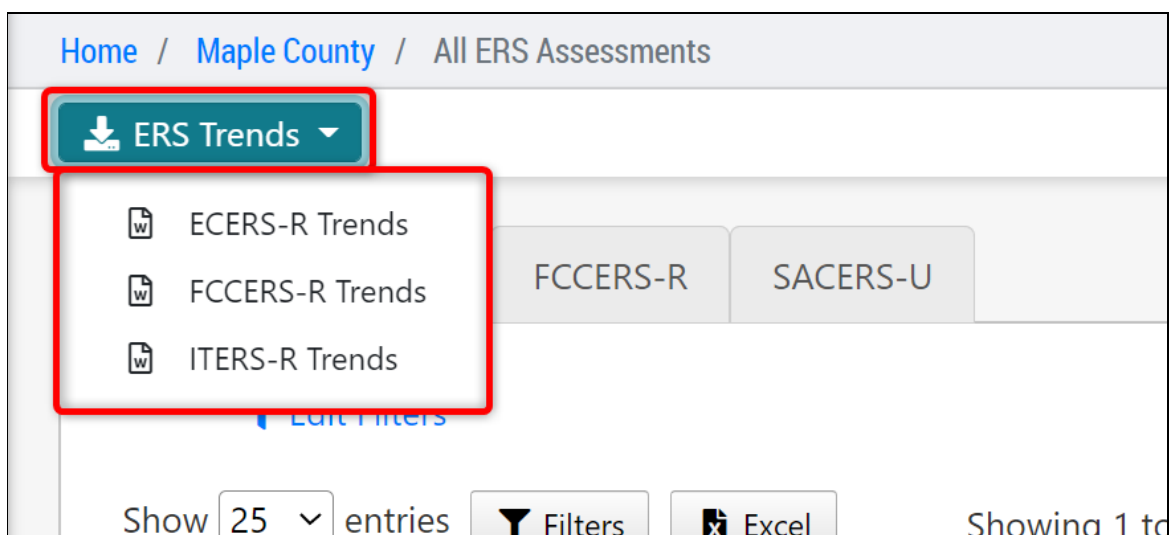


The screenshot shows an Excel spreadsheet titled 'All ECERSR.xlsx - Excel'. The spreadsheet contains the following data:

Assessment Type	Agency	Site	Session	Assessor	Lead Teacher during Assessment	Date	Average
Non-Certified	Applebank USD	Allen State Elementary	Bears		Ethan Abbott	11/6/2019	6.02

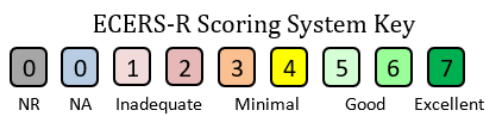
4

A Microsoft Word download is available to view the rolled-up data outside of the data system. Click on the blue “ERS Trends” button at the top of the page and from the dropdown select the ERS type you would like to download.



County-Level ECERS-R Rollup - As of 6/6/2022

Summary of Most Current Scores for The Entire County



	Subscale Average
I. Space and Furnishings:	5.22
II. Personal Care Routines:	4.75
III. Language and Reasoning:	4.91
IV. Activities:	5.41
V. Interaction:	5.13
VI. Program Structure	4.39
VII. Parents and Staff:	4.87
	5.07

*Summary includes calculated averages for only the most current ECERS-R for each session.

Most current ECERS-R scores for sessions that have been assessed for the entire county

Type	Agency	Site	Session	Lead Teacher during review	Date	Average	I	II	III	IV	V	VI	VII
Non-Certified	Applebank USD	Allen State Elementary	Bears	Ethan Abbott	11/6/2019	6.02	6.00	5.33	6.00	5.80	6.20	6.50	6.66
Certified	Applebank USD	Allen State Elementary	Hedgehogs PM	Tess Rosales	7/26/2018	6.44	7.00	7.00	7.00	7.00	4.60	5.50	6.00
Certified	Applebank USD	Central State Preschool	Kangaroos AM	Wilburn O'Reilly	8/2/2018	5.23	5.50	5.50	4.00	5.70	4.60	5.50	5.00
Certified	Applebank USD	Central State Preschool	Kangaroos PM	Wilburn O'Reilly	8/2/2018	0.00	0.00	0.00	0.00	0.00	0.00	0.00	0.00
Certified	Applebank USD	Forrest Avenue Head Start	Bob Cats PM	Regina Lorenzo	7/25/2018	4.85	4.62	3.66	5.25	4.40	5.60	5.66	5.83
Certified	Applebank USD	Lewis State Preschool	Penguins AM	Jodie Thompson	8/2/2018	5.76	5.12	5.16	5.50	5.50	7.00	6.00	6.66
Certified	Applebank USD	Lewis State Preschool	Penguins PM	Jodie Thompson	8/3/2018	5.21	3.87	5.20	5.25	4.80	6.40	5.00	6.83
Certified	Applebank USD	Riverbank CDC	Koalas AM	Athena Alexton	1/20/2020	4.41	3.37	3.83	3.75	5.00	4.40	4.66	5.83
Certified	Applebank USD	Riverbank CDC	Koalas PM	Teagan Johnston	4/16/2019	5.68	4.25	4.66	6.25	6.00	5.80	7.00	7.00
Certified	Applebank USD	Washington Head Start	Kangaroos AM 2	Marlene Morales	1/21/2019	4.20	4.00	5.00	4.00	4.60	4.60	2.50	4.00
Certified	Applebank USD	Washington Head Start	Kangaroos PM 2	Eliseo Dach	1/7/2020	5.28	6.00	3.33	5.00	6.55	4.40	5.33	0.00
Certified	Baby MacBean Child Care Homes	Cooper Drive	Cooper Drive Children	Diana Diaz	12/1/2018	3.65	7.00	2.00	5.50	4.60	1.00	1.00	2.00
Certified	Family Services Association	El Camino Center	Morning Group	Jada Avery	11/23/2018	6.16	7.00	7.00	7.00	7.00	7.00	2.50	4.00
Certified	Family Services Association	Mesa Park Center	Morning Group PreK	Natalie Fuentes	1/7/2019	6.44	6.25	6.00	5.50	7.00	7.00	5.50	7.00
Certified	Mandarin Family Services	Achilles State Preschool	Lion Room	Travis Teacher	8/28/2018	4.48	6.25	5.00	4.00	4.60	4.60	2.50	3.00
Certified	Star City USD	Los Santos	Head Start FD	Julia Morales	10/1/2018	6.16	6.25	7.00	2.50	7.00	7.00	4.00	7.00
Certified	Star City USD	Questa Verde	Adventures Ahead	Mandi Davidson	10/15/2018	6.18	6.25	5.16	7.00	6.40	7.00	5.50	6.00